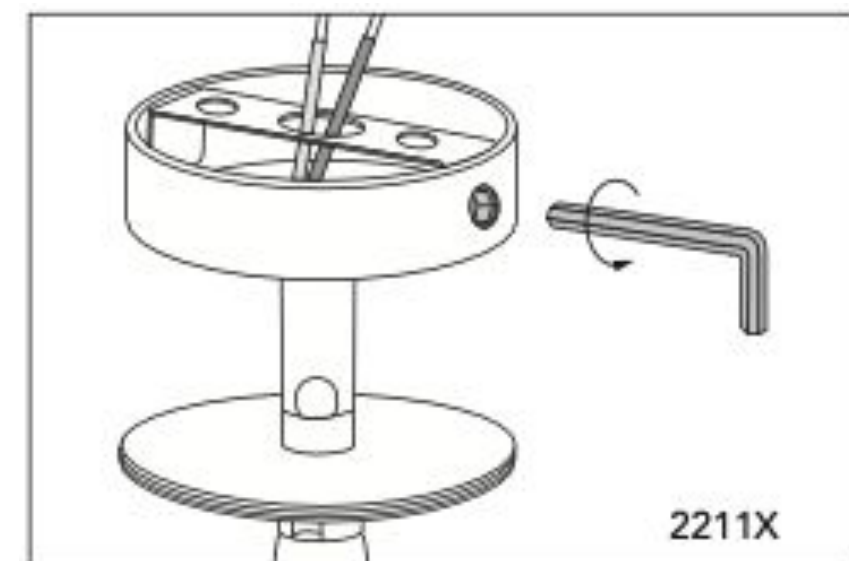
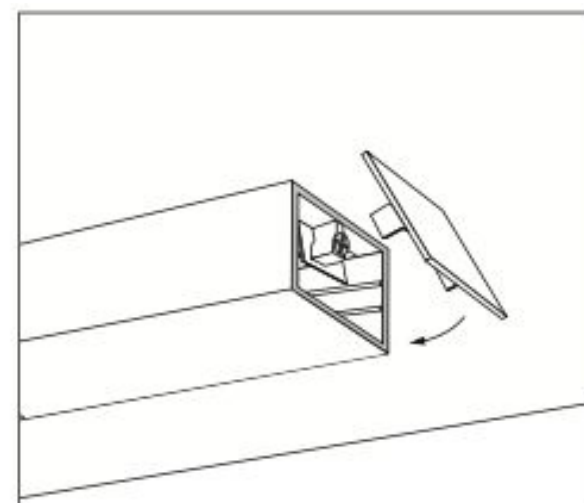
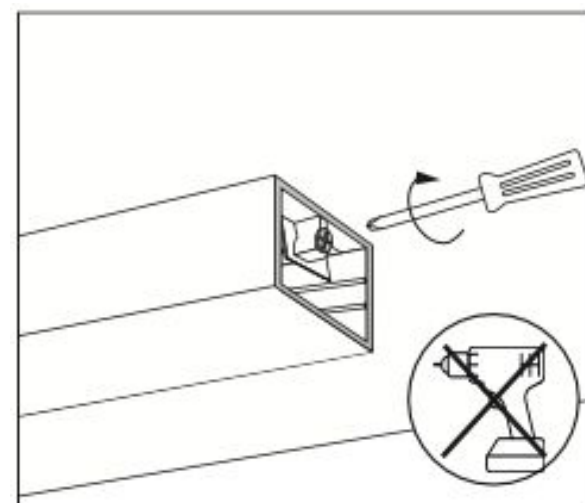
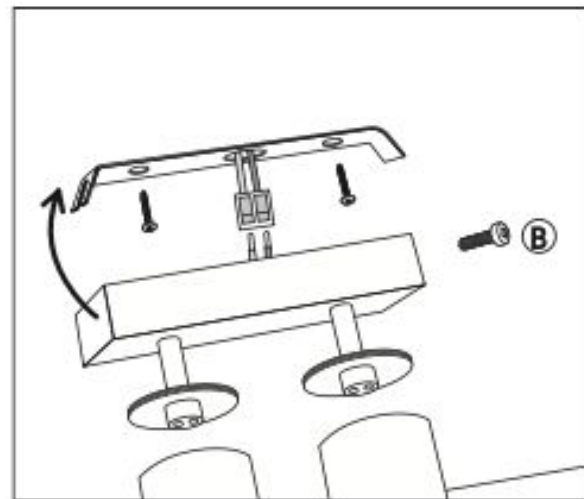
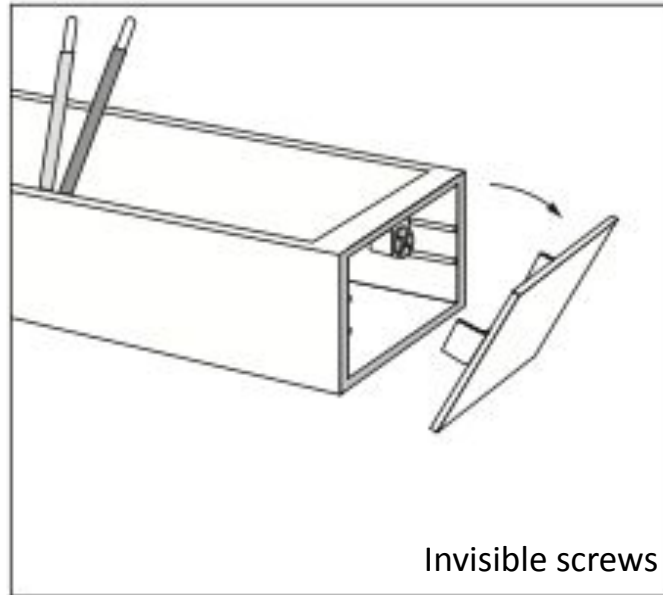
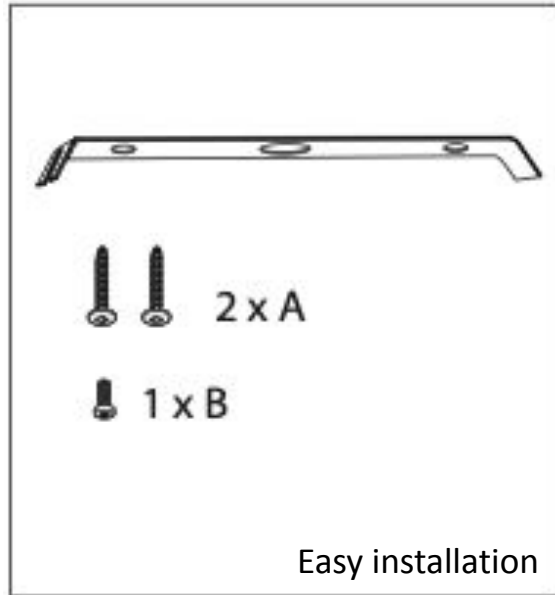


FAMILY TUBB SURFACE MOUNTED

JM2211X (round feet) | JM2211X2 (1-light rect. feet)

JM2212X (2-light) | JM2213X(2) (3-light) | JM2214X (4-light) | JM2215X (5-light)



Cutout shape / size :

Not applicable, mounted installation

Available colors :

- White → code 0
- Black → code 9
- Bronze → code 6
- Champagne → code 4

Specifications :

GU10 – 230V – max. 50W
Class I

Weight :

2211X - 1L round	0,25 kg
2211X2 – 1L rect.	0,35 kg
22112X – 2L	0,79 kg
2213X	1,40 kg
2213X2	1,60 kg
2214X	1,86 kg
2215X	1,90 kg

Protection level : IP20

Options :

- Cover plate connection box (NL)
- JM92100 (diam. 100mm)
- JM92111 (diam. 110mm)

